

<https://blog.en.erste-am.com/2018/03/19/financial-markets-monitor-we-have-stepped-up-the-risk-of-our-asset-allocation-by-a-notch/>

## Financial Markets Monitor: we have stepped up the risk of our asset allocation by a notch

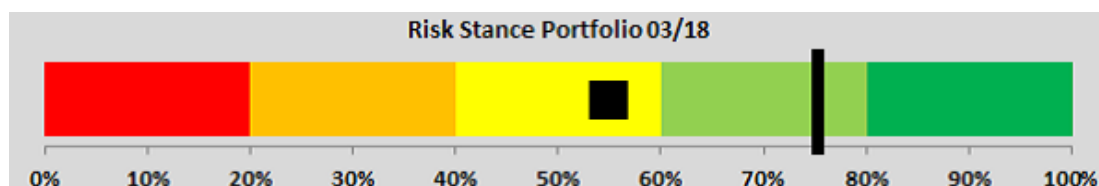
Gerold Permoser



© (c) Fotolia

On 14 March our Investment Committee met, and as always, we started out on a discussion of our risk stance, i.e. our risk assessment. From my point of view, four findings of the discussion are worth bringing up here:

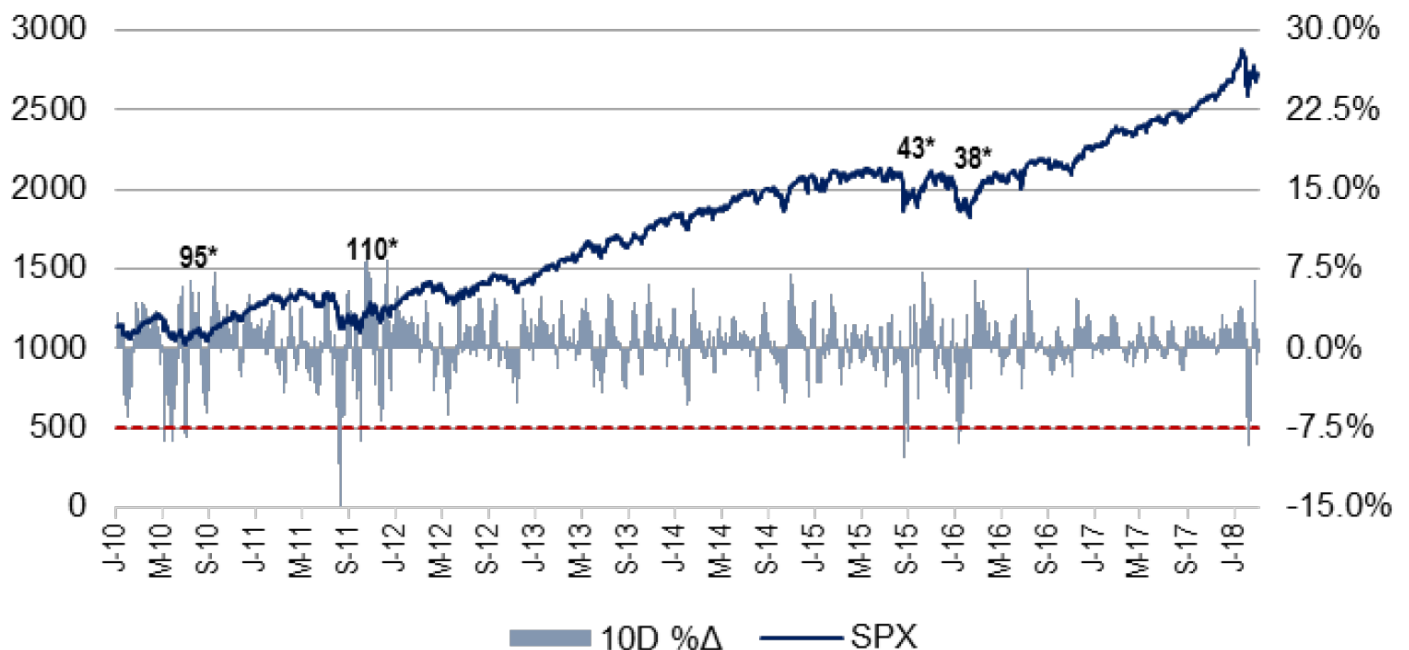
- We have become bolder in our asset allocation. Our risk stance has increased from 70% to the maximal risk exposure of 75%. This is also in line with our risk assessment of the market, which increased from 48% in February to now 55%. The first message is therefore: **we are still willing to assume risk and, from our point of view, more so than the market.**
- The second finding was the fact that we act pro-cyclically. After the correction in February our willingness to take risk had declined, but now, as some time has passed and prices have increased, we are ready to up the risk again. If this pro-cyclical risk assessment turned out to be the norm, things might become expensive. The degree of cyclicity is only slightly higher (from 70 to 75%), but it is crucial to remain vigilant all the same.



- A large part of the discussion was about the question of what more or less risk in a mixed portfolio meant. We were on the same page that in the current environment the less risk would mean more cash, i.e. a scenario of limited attraction. The negative correlation between equities and government bonds, which used to be something you could rely on in the past, does not seem that cogent anymore going forward.
- The fourth finding was our unanimous opinion that equities would pick up some more within this cycle, as a result of which we expect prices to close the year at higher levels than today. However, opinions were divided on whether we have seen

the other side of the February correction or not. Here, even the most recent past fails to provide us with any insight into the imminent future: since 2010, the S&P 500 index has corrected four times by more than ten percent within very short periods of time. In all cases, the pre-crisis highs were recuperated, but within largely different time frames (38 to 110 trading days). Also, as a rule, the upward trend would not pick up immediately nor continuously after the correction.

## S&P 500: Korrekturen seit 2010

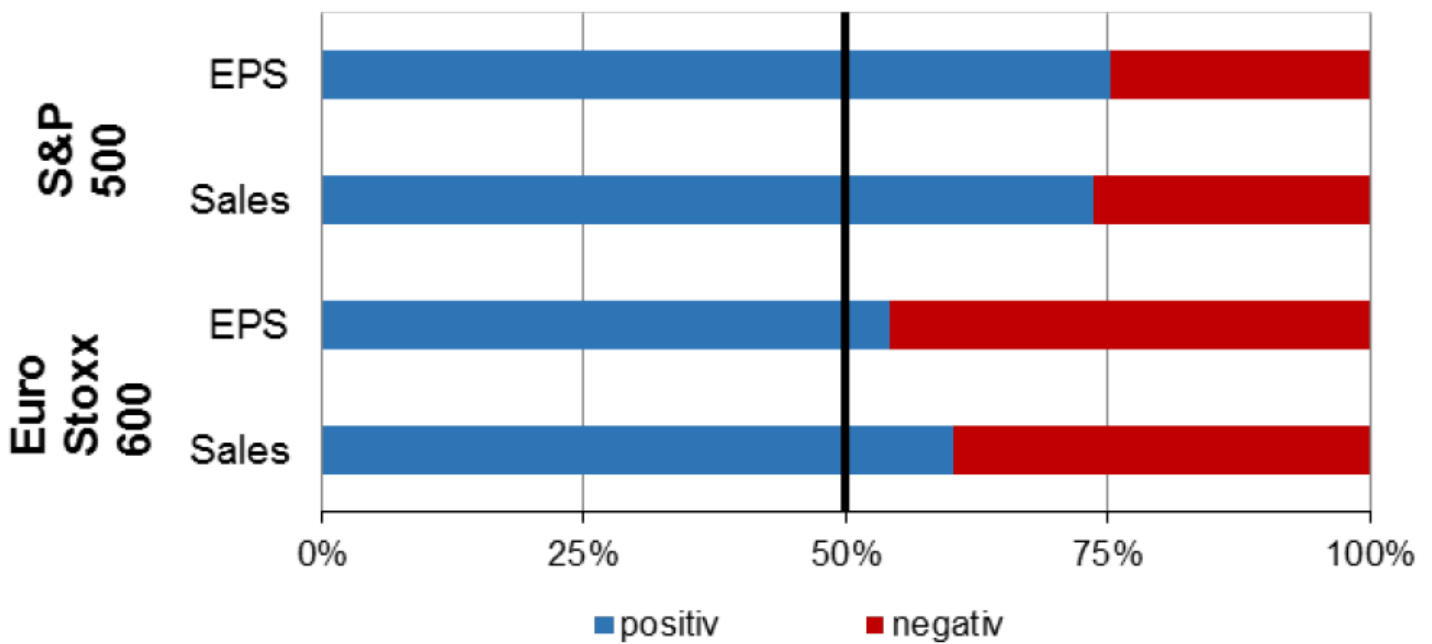


Quelle: Bloomberg; Erste Asset Management. \* Dauer in Handelstagen

At that point we started the general discussion about the market.

- Economic growth is still broad and strong, but many indicators suggest that the wave is about to break. Thus, they confirm what in the current phase one would be expecting anyway. After an acceleration phase, a phase where the economy continues to grow above trend ideally follows; however, at that point, the growth rates are in decline: the classic late boom phase.
- The inflation surprises of January and February have been absorbed. The market has accepted that inflation can also rise again, and with this piece of news having been priced into the expectations of interest rate hikes and many asset prices, the topic itself has moved out of focus a bit. In fact, the inflation expectations for the USA priced into the market (for example the 5Y5Y inflation swap) have even fallen in the past weeks. The contributions made by our equity managers were also interesting in this context. While many US companies have reported that the tight labour market impedes their future growth and could result in higher wages (and thus lower margins), the numbers do not yet reflect that. For example, within the framework of the previous earnings season, the US companies were producing bigger surprises in earnings than in sales. If the wage pressure were to make itself felt already on a broad scale, it would probably have to be the other way around.

## Q4-Resultate: Positive/negative Überraschungen



Quelle: Bloomberg; Erste Asset Management

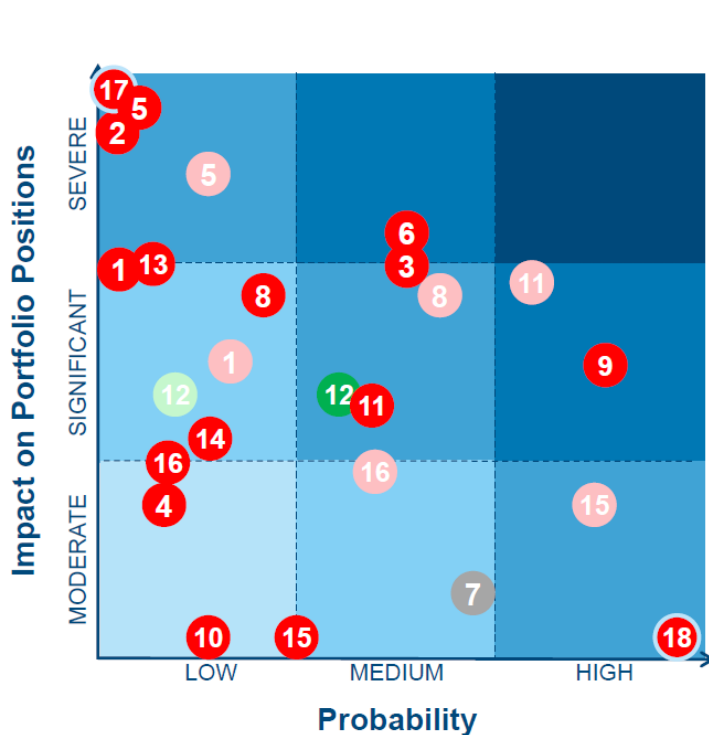
The question of what industries were particularly susceptible to overheating – especially in view of the tax reform – yielded a similar result. While the positive impulses of the tax reform cannot be attributed to certain industries without fail, there is agreement that mainly companies that focus on the domestic market (retail, utilities, telecoms, oil & gas) should benefit. Here, too, we can see only few signs of overheating caused by the labour market so far.

- In this scenario we expect the Fed to raise interest rates four times in 2018, starting at the next FOMC meeting on 21 March, by 25bps each (N.B. 100bps = 1 percentage point). At the beginning of the year, we had expected three rate hikes of 25bps each. This means that at the end of the year, the bandwidth of the Fed funds rate should be 2.25 to 2.50%.
- We were discussing tariffs and other protectionist measures at length in our meeting. Protectionism was generally regarded as negative for the economy and the financial markets. The effects are multifaceted, ranging from less growth, higher inflation, and lower trade activity to higher economic uncertainty. Companies are faced with a situation where their plans for the future could become practically void as the result of a signature. While this is undoubtedly true, one has to point out that the extent of protectionism at this stage is still very limited (N.B. as a colleague summed it up: the entire US steel industry is worth less than the upswing in market value of Netflix this year). Also, the status quo is not overly different than what we have seen in similar cases in the past. As Max Weber said, trade policy is like drilling through hard boards. This gives us hope that we will not see any real trade war. Trade requires focus, persistence, and patience. Those are not exactly the fortes of the current US Administration.
- The relative high twin deficits (i.e. elevated budget and current account deficits) expected for the coming years in the USA were another item on our agenda. For the coming three years, a budget deficit of more than 5% and a current account deficit of about 3% are expected. These values would have resulted in a mission by the IMF in the 1990s. Our discussion indicates that there is a large bandwidth of opinions with regard to this topic, which is potentially important and may stay with us for a while. The aforementioned bandwidth suggests that we will have to talk about this issue in more detail in the coming weeks.

This led us to look at the risk scenarios for the coming three months.

# EIC Events & Risks Assessment Matrix 03/2018

(3 Months+ View)



## Macro Risks

- 3 Inflation Jump US, hawkish FED Dec 2018
- 5 China: growth disappoints; credit bubble bursts; collapse of shadow banking
- 8 US fiscal reform leads to inflation
- 9 Normalization: rising rates; slower CB liquidity growth
- 10 US debt ceiling: Government shut down
- 12 Goldilocks extended
- 13 Stagflation
- 14 Change of functions of Central Bank Members
- 17 From Boom to slowdown

## Financial Risks

- 6 High valuations repricing
- 11 Short gamma: triggered downward spiral (knock in structures, risk parity-, target vola-, protection strategies; bail in instruments etc.)
- 15 Regulation: Basel, MIFID2, IRFS9 all start in Jan 2018 - impact Q1?

## Political Risks

- 1 European disintegration (IT May 18, Brexit, Catalan CE)
- 2 North Korea: escalation (asymmetric)
- 4 German Government formation fail
- 7 Trump: US internal political turbulences
- 16 Termination of NAFTA
- 18 Protectionism

From our perspective, the biggest three risks (in terms of probability of occurrence and potential effect) are an (3) increase in inflation, which leads to a more aggressive Fed policy, (9) the normalisation of the monetary policy (i.e. the end of the bond purchasing programme by the central banks), and the generally (6) high valuations on the financial markets. The risks we downgraded were the (8) effects of the US fiscal reform and (11) negative effects of a position unwind [1]. The former will merge into the topic of twin deficits in the long run, and the latter has partially happened in February, as a result of which the risk itself has declined.

[1] In view of the very low volatilities and the strong positioning in some illiquid market segments (e.g. derivatives on the VIX) we were concerned about the risk that an increase in the volatility among many instruments (e.g. VIX ETFs, some of which lost more than 90% of their values in February) or pro-cyclical hedging strategies (e.g. PPI concepts) might set off a selling spiral (losses trigger automatic sale orders, which in turns takes prices even lower).

## Peripheral government bonds overweighted - equities of developed markets continue to harbour significant upward potential

We have reduced interest rate risks in the government bond segment. The peripheral countries (except Italy) have been overweighted. We expect corporate bond spreads to increase until the end of the year, both in the investment grade and the high-yield segment. In the USA, we regard this segment as better supported by the earnings profile and tax reform, which is why we expect spreads to remain stable and prefer these market segments in the asset allocation. We still see upward potential for equities. With regard to developed vs. emerging markets, we believe that the outperformance by the emerging markets has come to an end.

The EUR/USD development from here on out has been a special topic over the past months already. While the discussion yielded numerous different points to consider, a short vote did produce a relatively clear result: a large majority of participants expects the US dollar to appreciate.

The chairman by seniority of our Committee (>60 years) had the final word. Whatever applies to getting older also applies to the late stage of the cycle: you do the same, but more cautiously!

Prognoses are no reliable indicator for future performance.

## Wichtige rechtliche Hinweise

Hierbei handelt es sich um eine Werbemitteilung. Sofern nicht anders angegeben, Datenquelle ERSTE-SPARINVEST Kapitalanlagegesellschaft m.b.H., Erste Asset Management GmbH, RINGTURM Kapitalanlagegesellschaft m.b.H. und ERSTE Immobilien Kapitalanlagegesellschaft m.b.H. Unsere Kommunikationssprachen sind Deutsch und Englisch.

Der Prospekt für OGAW-Fonds (sowie dessen allfällige Änderungen) wird entsprechend den Bestimmungen des InvFG 2011 idGF erstellt und im „Amtsblatt zur Wiener Zeitung“ veröffentlicht. Der vereinfachte Prospekt der ERSTE Immobilien Kapitalanlagegesellschaft m.b.H. wird entsprechend den Bestimmungen des ImmoInvFG 2003 idjF erstellt und im „Amtsblatt zur Wiener Zeitung“ veröffentlicht. Für die von der ERSTE-SPARINVEST Kapitalanlagegesellschaft m.b.H., Erste Asset Management GmbH, RINGTURM Kapitalanlagegesellschaft m.b.H. und ERSTE Immobilien Kapitalanlagegesellschaft m.b.H. verwalteten Alternative Investment Fonds (AIF) werden entsprechend den Bestimmungen des AIFMG iVm InvFG 2011 „Informationen für Anleger gemäß § 21 AIFMG“ erstellt.

Der Prospekt, die „Informationen für Anleger gemäß § 21 AIFMG“, der vereinfachte Prospekt sowie die Wesentliche Anlegerinformation/KID sind in der jeweils aktuell gültigen Fassung auf der Homepage [www.erste-am.com](http://www.erste-am.com) bzw. [www.ersteimmobilien.at](http://www.ersteimmobilien.at) abrufbar und stehen dem interessierten Anleger kostenlos am Sitz der jeweiligen Verwaltungsgesellschaft sowie am Sitz der jeweiligen Depotbank zur Verfügung. Das genaue Datum der jeweils letzten Veröffentlichung des Prospekts bzw. des vereinfachten Prospekts, die Sprachen, in denen die Wesentliche Anlegerinformation/KID erhältlich ist sowie allfällige weitere Abholstellen der Dokumente sind auf der Homepage [www.erste-am.com](http://www.erste-am.com) bzw. [www.ersteimmobilien.at](http://www.ersteimmobilien.at) ersichtlich.

Diese Unterlage dient als zusätzliche Information für unsere Anleger und basiert auf dem Wissensstand der mit der Erstellung betrauten Personen zum Redaktionsschluss. Unsere Analysen und Schlussfolgerungen sind genereller Natur und berücksichtigen nicht die individuellen Bedürfnisse unserer Anleger hinsichtlich des Ertrags, steuerlicher Situation oder Risikobereitschaft. Die Wertentwicklung der Vergangenheit lässt keine verlässlichen Rückschlüsse auf die zukünftige Entwicklung eines Fonds zu.

Da es sich hierbei um einen Blog handelt, werden die in den jeweiligen Einträgen angegebenen Daten und Fakten sowie Hinweise nicht aktualisiert. Diese entsprechen dem Redaktionsstand zum oben angeführten Datum. Die jeweils aktuellen Daten und Hinweise in Bezug auf Fonds entnehmen Sie bitte den Angaben unter dem Menüpunkt „Fondssuche“ auf [www.erste-am.at](http://www.erste-am.at).



### Gerold Permoser

Gerold Permoser has been Chief Investment Officer at Erste Asset Management since early April 2013. He is responsible for all asset management activities and investment strategies for all investment funds held by the Erste Asset Management Group in Austria, Germany, Croatia, Romania, Slovakia, the Czech Republic, and Hungary. Before joining the company, he served this function at Macquarie Investment Management Austria KAG. Permoser has gathered experience in investments since 1997.

He began his career as a fixed-income analyst at the Creditanstalt in Vienna. He moved to asset management at Innovest KAG in 2000. He made significant contributions in the investment field there and advanced to CIO (director of asset allocation and research). Gerold Permoser studied at the University of Innsbruck and is a CFA charter holder. He offers training at the University of Vienna and at various post-graduate institutions for analysts and portfolio managers (i.e., at VÖIG, the Association of Austrian Investment Fund Companies).