

<https://blog.en.erste-am.com/2015/06/12/eurozone-facing-turnaround-interest-rates/>

Is the Eurozone facing a turnaround in interest rates?

Paul Severin



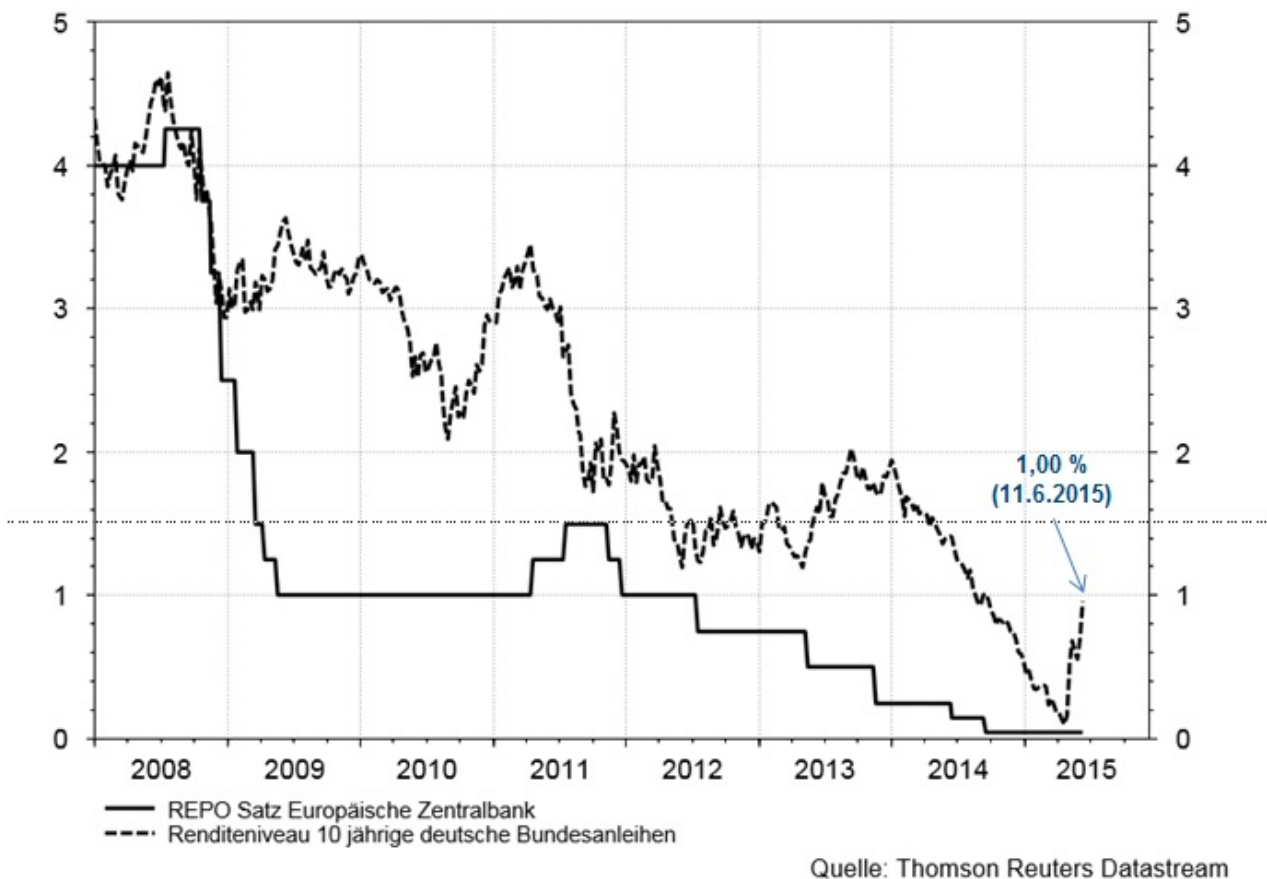
© © Fotolia

Eurozone government bonds have ensured very good performance returns in the past years. The asset class has benefited from the zero interest rate policy and the very expansive monetary policy of the European Central Bank.

In recent weeks the prices of bonds from Eurozone countries have gone through a correction, above all German government bonds. The reasons for the specific timing of the correction are numerous and cannot easily be pinned down. In spite of slight improvements, we do not expect an interest rate reversal for the Eurozone at this point in time. The fundamentals for such a scenario are not in place.

Euro government bonds are an important component of a portfolio. From both risk and return considerations, a diversification across a broad spectrum of assets makes sense (e.g. by adding high-yield bonds, emerging markets bonds or equities).

10Y yields of German government bond and key-lending rates Eurozone (2008-06/2015)



Source: Datastream; as of 11 June 2015

The chart does not allow for fees. Past performance is no reliable indicator for future development.

Forecast Erste Group Research

	Currently *	Sep. 2015	Dec. 2015	March 2016	June 2016
EZB key-lending rate	0.05%	0.05%	0.05%	0.05%	0.05%
10Y yields German government bonds	0.97%	1.20%	1.20%	1.30%	1.60%

Source: Erste Group Research; as of 10 June 2015

Significant correction of German government bonds

The correction on the government bond markets has been a substantial one. What at first glance seems like a minor increase of the yields of German government bonds from their low on 17 April 2015 at 0.05% to now 0.98% (as of 11 June 2015) did actually come with enormous repercussions on bond prices.

In the past three weeks, euro government bonds have lost the gains made in the first three and a half months of the year and have now entered negative territory (e.g. ESPA BOND COMBIRENT: -1.8% calculated value YTD)

Warning notice: in accordance with the fund terms and conditions approved by the Austrian Financial Market Authority, ESPA BOND COMBIRENT intends to invest more than 35% of assets under management in securities and/or money market instruments from public issuers. For a detailed listing of said issuers, please refer to the prospectus, section II, sub-section 12.

Draghi expects high fluctuations on the bond market.



The monetary policy of the ECB has caused yields to decline drastically in the past months. This is not only due to the zero interest rate policy (in place since September 2014), but also to the purchase programme decided on by the ECB on 22 January 2015, which calls for the purchase of EUR 60bn worth of securities every month. The purchases are to be made until the end of September 2016, and at least until a sustainable correction of inflation has become noticeable. On 9 March the ECB started to buy securities denominated in euro issued by the public sector on the secondary market.

“ By and large we share the explanations made by Mario Draghi in his latest statement with regard to the recent yield increase in the Eurozone. – **Roman Swaton: Senior Fund Manager Fixed Income**

These are the declarations made by the ECB:

1. Improved growth outlook in Q2 2015
2. Higher inflation expectations, or in other words, the deflation scenario was priced out
3. New, fundamental valuation from investors which previously were positioned in long maturities
4. Strong supply of new issues both in government and corporate bonds
5. Steepening yield structure curve of German government bonds, given that the ECB also purchased shorter maturities, which now pay yields of -0.2%, i.e. above the deposit facilities; in the peripherals, the ECB bought an above-average share of long maturities
6. Volatility creates new volatility, because the cutting of losses triggers new forced sales

Lower liquidity due to massive purchases by the ECB

“ A crucial aspect has remained unmentioned: the increase in liquidity of German government bonds, which, globally speaking, are regarded as the second-most liquid bond market behind US Treasuries. – **Roman Swaton**

The institution of securities lending created by the ECB for bonds bought by the ECB is still under construction. The ECB is therefore not entirely free of blame for the current situation where investors now charge a liquidity premium even for government bonds that were formerly regarded as highly liquid.



Also, the regulatory changes of Basel III have caused the volumes on the trading books in the banking sector to decrease significantly, while at the same time the volume of bonds outstanding has grown further. The share of bonds managed by institutional investors, too, has risen; and according to the most recent global financial markets stability report by the IMF the herding behaviour among institutional investors (especially US funds) has increased, which does not come as a surprise, given that similar benchmarks and risk systems (i.e. value-at-risk) are being employed.

*Get used to higher bond volatility – **Mario Draghi, President of the European Central Bank***

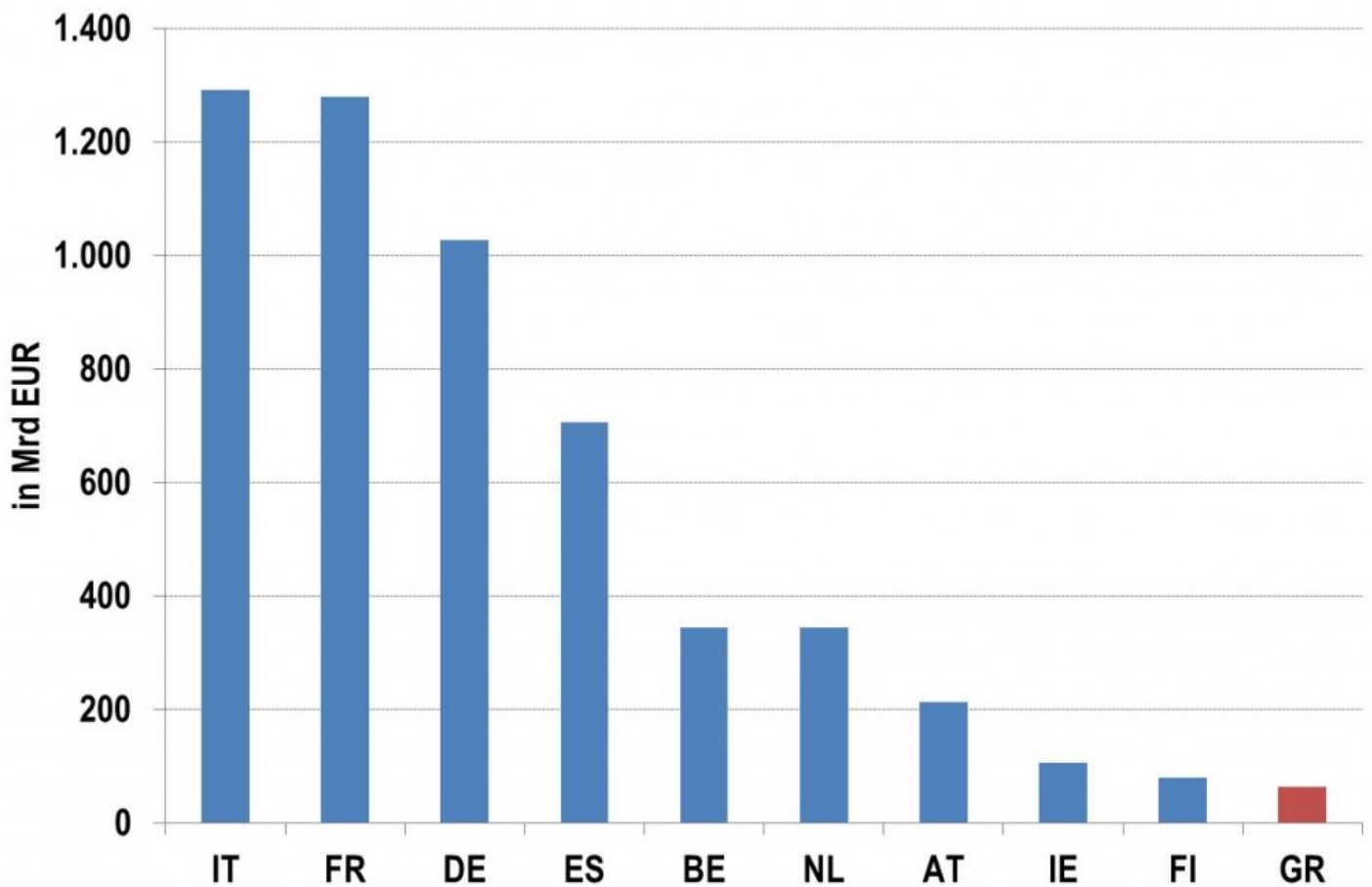
What role does Greece play?

The impending default of Greece is a potential risk factor for the markets. That being said, Greek government bonds are of secondary importance in relation to the overall euro government bond market.

The EUR 64bn worth of Greek government bonds as illustrated in the following graph account for only slightly above 1% of the market capitalisation of liquid Eurozone government bonds in the investment grade segment. The ECB and other Eurozone central banks hold EUR 27bn of the total EUR 64bn, which means that Greek government bonds held by private-sector investors in terms of total Eurozone government bonds account for only 0.6%.

Roman Swaton cannot explain the yield increase of German government bonds with the unclear outcome of the negotiations of Athens with its creditors. If anything, the so-called flight to quality would have supported German government bonds in the past. Greece might only explain the widening of spreads on the bonds of other peripheral countries.

Market capitalisation Eurozone Government bonds



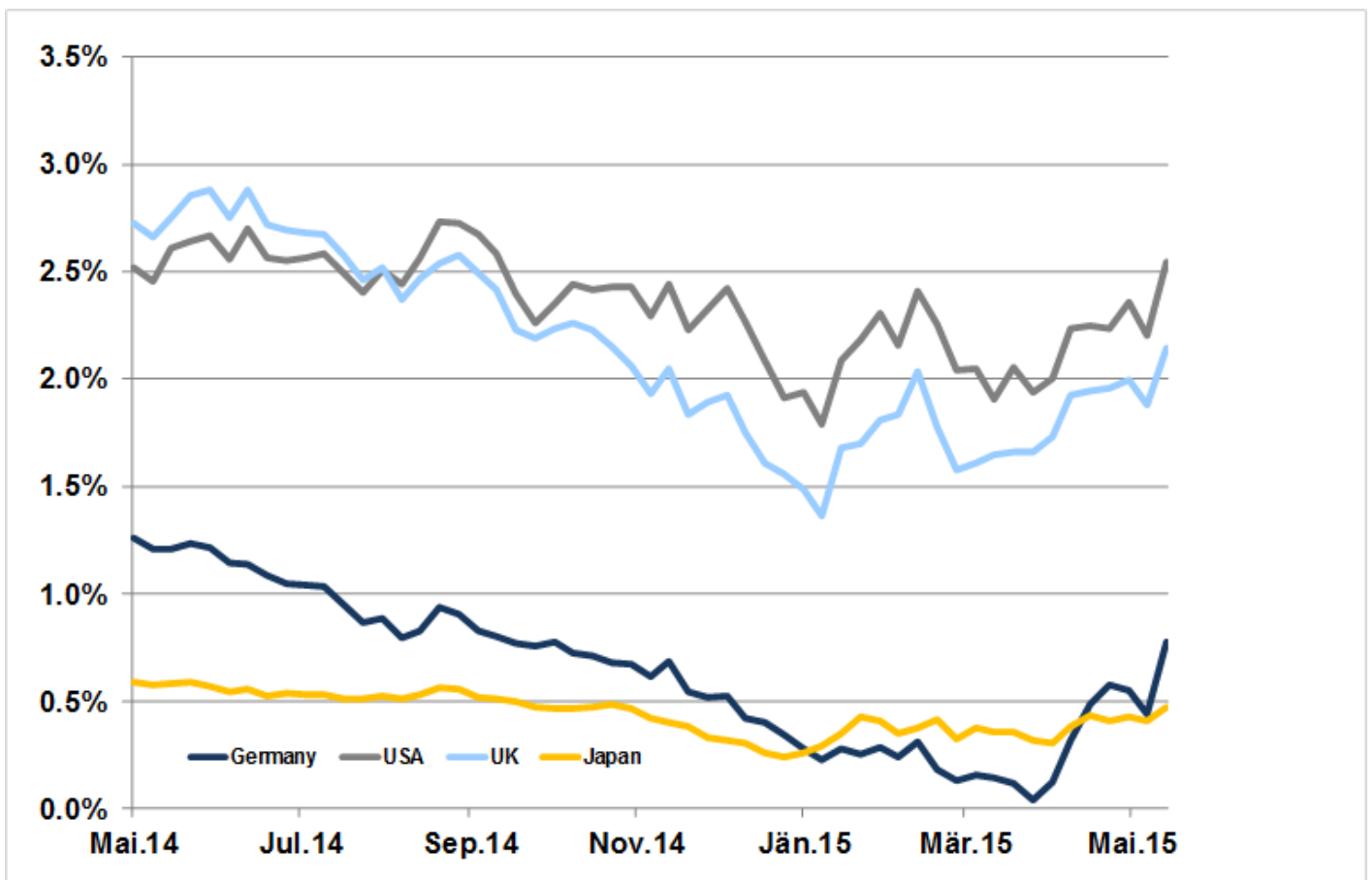
Source: Citigroup European Government Bond Index, Bloomberg

USA

Market participants expect to see an increase in the Fed [funds](#) rate in the USA this year. Recent labour market data have been so good that the first [interest rate](#) hike might be implemented as early as September. The assessment with regard to possible increases in the Fed funds rate changes in accordance with the available data, which also further the nervousness of market participants. But one should also bear in mind that any interest steps would be on the smaller side.

Whereas the governors of the Fed expect the Fed funds rate to be raised twice by the end of the year, the market currently only has one hike priced in, which would be equal to an increase of the Fed funds target rate from 0.25% to 0.50%.

10Y government bond yields by comparison (Germany, USA, UK, Japan)



Source: Datastream; as of 8 June 2015

The chart does not allow for fees. Past performance is no reliable indicator for future development.

Eurozone: economic growth slightly improved

With the exception of the emerging countries, global economies are expected to experience a slight acceleration in growth in Q2. Along with the Eurozone, Japan and the USA have also seen some improvement. China, Brazil, and Russia, on the other hand, have reported weaker economic data. For example, imports slumped by 17% last month. Russia is not expected to record any upswing as long as the conflict with Ukraine has not been settled.

Forecast Erste Group Research

	2012	2013	2014	2015E	2016E
Eurozone GDP growth	-0.6%	-0.5%	0.9%	1.5%	1.8%
Inflation Eurozone	2.3%	1.3%	0.5%	0.3%	1.5%

Source: Erste Group Research; as of 10 June 2015

Source: Erste Group Research; as of 10 June 2015

Spectre of possible deflation expelled

The ECB analysts expect to see an inflation rate of 0.3% in 2015, of 1.5% in 2016, and of 1.8% in 2017 in the Eurozone. Market analysts on the other hand expect slightly lower rates of 0.2% in 2015, 1.3% in 2016, and 1.6% in 2017. The inflation swap rate for two years is currently traded at 1.1% (up from 0% at the beginning of the year).

Globally speaking inflation is very low at 1.5%; it might rise to 2.0% by the end of the year due to base effects if the oil price were to remain stable at its current level.

Interest rate reversal or time to invest?

The yield level seems very low in a long-term evaluation, which, however, is in line with the relatively weak economic growth and the low inflation. The fundamentals do not suggest a sustainable bear market in bonds. We do at least in the medium term not expect bond [yields](#) to rise on a sustainable basis. The market does not expect the ECB to raise interest rates before 2018. Unfortunately the market participants have to settle in for a longer period of elevated volatility due to the low interest rates and yields.

Why euro government bonds?

Even though yields still seem relatively low, the – from a long-term perspective – higher return vis-à-vis money market investments, the (on average) good rating of Eurozone government bonds (A+), and the, compared with other asset classes, still clearly higher liquidity make a compelling case for an investment in euro government bonds.

The positioning of our fund management team:

a) Euro government bond fund

“ We are slightly overweighted in the peripherals at the moment. With regard to interest duration, we act very opportunistically, but are currently close to the benchmark. The next targeted longer-term refinancing operations (TLTRO) have been scheduled for the middle of June; they might calm the markets in case of strong demand. – **Roman Swaton**

b) Asset allocation

“ Euro government bonds are weighted in accordance with the risk positioning of the investment strategy. Within the bond segment we currently prefer high-yield bonds and corporate bonds from the emerging markets. We are neutral in equities. – **Gerhard Beulig**

For detailed information about the weighting of euro government bonds in our mixed funds, please refer for example to www.youinvest.at.

Wichtige rechtliche Hinweise

Hierbei handelt es sich um eine Werbemitteilung. Sofern nicht anders angegeben, Datenquelle ERSTE-SPARINVEST Kapitalanlagegesellschaft m.b.H., Erste Asset Management GmbH, RINGTURM Kapitalanlagegesellschaft m.b.H. und ERSTE Immobilien Kapitalanlagegesellschaft m.b.H. Unsere Kommunikationssprachen sind Deutsch und Englisch.

Der Prospekt für OGAW-Fonds (sowie dessen allfällige Änderungen) wird entsprechend den Bestimmungen des InvFG 2011 idgF erstellt und im „Amtsblatt zur Wiener Zeitung“ veröffentlicht. Der vereinfachte Prospekt der ERSTE Immobilien Kapitalanlagegesellschaft m.b.H. wird entsprechend den Bestimmungen des ImmoInvFG 2003 idjF erstellt und im „Amtsblatt zur Wiener Zeitung“ veröffentlicht. Für die von der ERSTE-SPARINVEST Kapitalanlagegesellschaft m.b.H., Erste Asset Management GmbH, RINGTURM Kapitalanlagegesellschaft m.b.H. und ERSTE Immobilien Kapitalanlagegesellschaft m.b.H. verwalteten Alternative Investment Fonds (AIF) werden entsprechend den Bestimmungen des AIFMG iVm InvFG 2011 „Informationen für Anleger gemäß § 21 AIFMG“ erstellt.

Der Prospekt, die „Informationen für Anleger gemäß § 21 AIFMG“, der vereinfachte Prospekt sowie die Wesentliche Anlegerinformation/KID sind in der jeweils aktuell gültigen Fassung auf der Homepage www.erste-am.com bzw. www.ersteimmobilien.at abrufbar und stehen dem interessierten Anleger kostenlos am Sitz der jeweiligen Verwaltungsgesellschaft sowie am Sitz der jeweiligen Depotbank zur Verfügung. Das genaue Datum der jeweils letzten Veröffentlichung des Prospekts bzw. des vereinfachten Prospekts, die Sprachen, in denen die Wesentliche Anlegerinformation/KID erhältlich ist sowie allfällige weitere Abholstellen der Dokumente sind auf der Homepage www.erste-am.com bzw. www.ersteimmobilien.at ersichtlich.

Diese Unterlage dient als zusätzliche Information für unsere Anleger und basiert auf dem Wissensstand der mit der Erstellung betrauten Personen zum Redaktionsschluss. Unsere Analysen und Schlussfolgerungen sind genereller Natur und berücksichtigen nicht die individuellen Bedürfnisse unserer Anleger hinsichtlich des Ertrags, steuerlicher Situation oder Risikobereitschaft. Die Wertentwicklung der Vergangenheit lässt keine verlässlichen Rückschlüsse auf die zukünftige Entwicklung eines Fonds zu.

Da es sich hierbei um einen Blog handelt, werden die in den jeweiligen Einträgen angegebenen Daten und Fakten sowie Hinweise nicht aktualisiert. Diese entsprechen dem Redaktionsstand zum oben angeführten Datum. Die jeweils aktuellen Daten und Hinweise in Bezug auf Fonds entnehmen Sie bitte den Angaben unter dem Menüpunkt „Fondssuche“ auf www.erste-am.at.



Paul Severin

Paul Severin has worked at Erste Asset Management since April 2008. Until 2012 he was responsible for the company's product management; he has directed communications and PR activities since April 2012. From 1992 to 2008, he was director of equity fund management and deputy director for institutional funds at Pioneer Investments Austria in Vienna.

His career in the securities business began in 1992 at Constantia Privatbank as a portfolio manager and analyst. He worked as primary analyst at Creditanstalt Investmentbank in Vienna from 1994 to 1999.

He studied international business at Innsbruck University and Marquette University in Milwaukee, WI, USA. Before his university studies, he worked at Dornbirner Sparkasse in letters of credit and export financing.

Paul Severin is a member of the board at ÖVFA (Austrian Association for Financial Analysis and Asset Management) and a CEFA charter holder.