

<http://blog.en.erste-am.com/2018/01/29/global-equities-five-charts-stand/>

Global equities: Five charts on where we stand

Peter Szopo



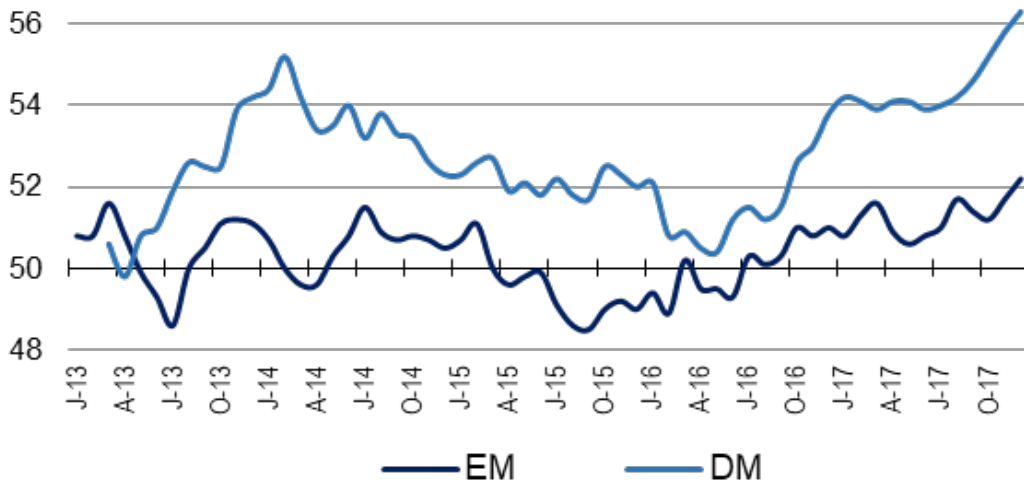
© (c) iStock

2017 was an excellent year for stocks. Developed markets were up more than 16% in local currencies, emerging markets almost 28%. In my [previous column](#) on global equities last November, after a couple of weeks of weaker markets and higher volatility, the conclusion was that *“Both economic and earnings growth remain supportive, but moving into 2018, the momentum will be receding and new risks are emerging. There is further upside for equities, but a replay of the strong 2017 performance is improbable and the odds of a correction are clearly on the rise.”*

Two months on, as new information has been coming in, it is time to revisit the outlook for 2018. Here are five charts, which show, how markets have developed since our last update and to what extent the verdict above still holds.

1. Economic growth remains supportive for equities: Economic growth is not showing any meaningful signs of deceleration. In the last two months of 2017, global PMI stayed well above the 50 point threshold (services) or even moved higher (manufacturing). The sell-side consensus forecast for global growth in 2018 has climbed to 3.7% in recent months, which is also in line with what the IMF expects. A particularly positive feature of the current upswing is the fact that it is broad-based – the world looks good everywhere – and (so far) non-inflationary. Even the US economy, which is already in a later stage of the cycle, will get another boost from the recent tax reform via its impact on business investment and consumption. While US and global growth will likely peak in 2018, recession risks are very low.

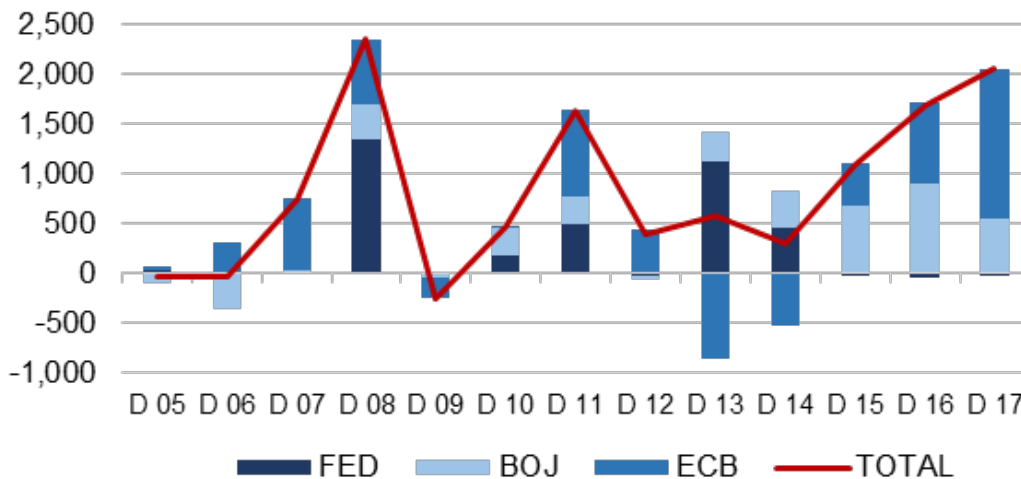
Global PMIs (manufacturing)



Source CPB; Markit; Bloomberg; Erste Asset Management

2. Monetary policy has been accommodative, but will become less so going forward. While the US central bank started reducing its balance sheet in the third quarter 2017, both the ECB and the Bank of Japan continue adding liquidity to the system. The total balance sheet of all three central banks combined will most likely still show moderate growth in 2018. Moreover, real policy rates remain in negative territory across the developed world. Thus, at least in the first half of 2018 monetary policy will most likely not have a negative impact on risky assets. This could change in the second half, when the ECB is supposed to stop quantitative easing and speculations about the bank's next policy steps - balance sheet reduction, interest rate hikes - will move to the forefront.

Central bank assets, annual change (US\$ bn)

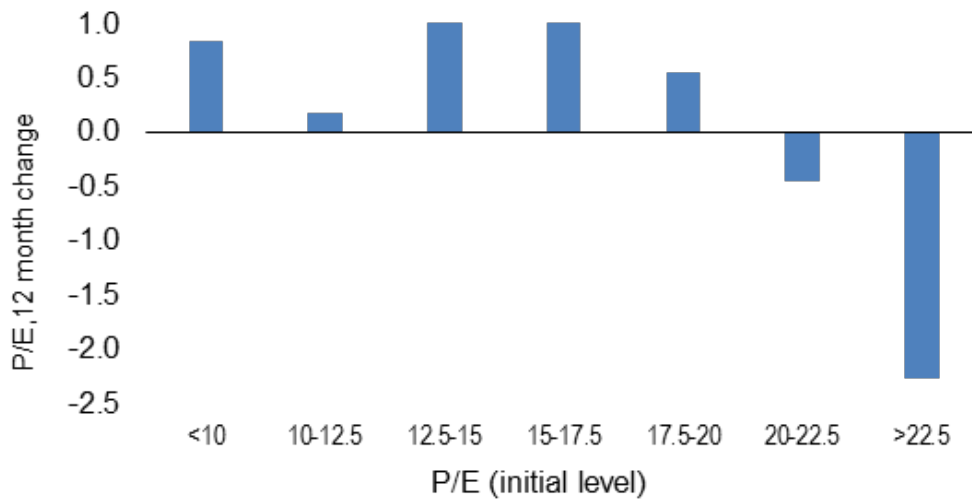


Source: Bloomberg; Erste Asset Management

3. Don't count on another year of multiple expansion. Equity markets are expensive. Maybe not as expensive as it seems^[1], and also not that expensive relative to other asset classes such as bonds, but at face value most stock indices - particularly the US market - have been trading on elevated levels by historical standards for quite a while. It is well known, that valuation itself is rarely a trigger for a market reversal as long as fundamentals and sentiment provide support. However, the chart below indicates - based on US data since 1975 - that when the PE reaches 20x, US equities tend to de-rate on average over the following twelve months.

This is not an iron law, of course. Even when the PE was 22.5x or higher, in about a fifth of all cases, aggregate valuation continued climbing higher, but in the vast majority of cases and on average, a de-rating took place. With the trailing US PE presently hovering in the low 20s, the message is that investors who bet on a further multiple expansion may be up for a disappointment at the end of the year.

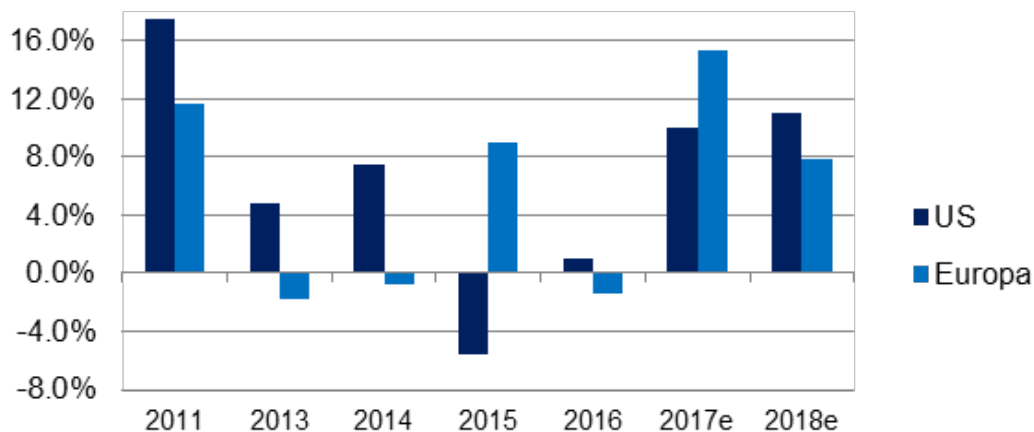
Valuation vs. Rerating



Source: Bloomberg; Erste Asset Management

4. Positive earnings will be crucial for markets to maintain their momentum. After several years of disappointing earnings growth, companies delivered in 2017. In contrast to previous years, analysts' earnings forecasts were raised during the year. An exception was Europe, where the strength of the common currency weighed on earnings. Still, earnings in Europe rose by about 15%. On the back of solid economic growth the outlook for 2018 is again positive. In addition, the recent tax-reform will impact US companies positively. Many broker estimates suggest that US earnings are getting a 6-10% boost from lower taxes.

Earnings growth, y/y (consensus)

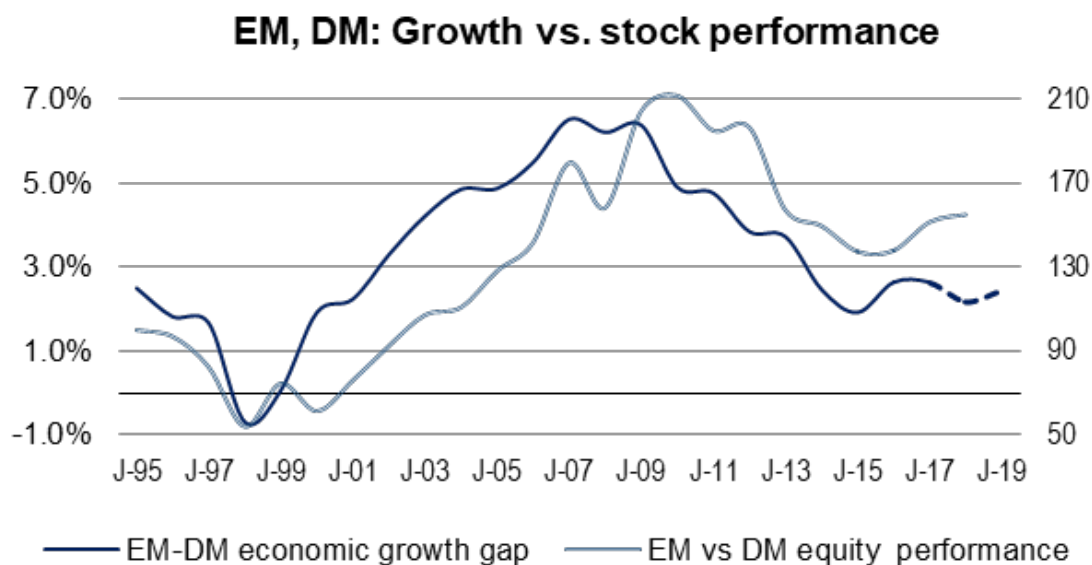


Source: Factset; Erste Asset Management

5. The outperformance of emerging markets could take a breather in 2018. One of the key factors determining the relative performance of equity markets in the emerging and the developed world is faster economic growth in the former. After 2010, for several years, the shrinking growth gap between emerging markets (EM) and developed markets (DM) contributed to a massive underperformance of EM equities. In the course of 2016, the growth gap began widening again and, subsequently, EM equities started outperforming their DM peers. This process was briefly interrupted by the election of President Trump and his anti-globalization agenda. However, in 2017 EM finally managed to outperform DM equities by c.10% (based on MSCI indices in local currencies).

A replication of this performance in 2018 is less likely though. While the outlook for EM economies is clearly positive, the developed world is also set to post solid economic growth this year. The EM-DM growth gap will remain broadly stable according to consensus. In addition, headwinds – at least for some emerging markets – will come from rising US rates, while

at the same time the tailwinds from rising crude and metal prices will probably fade. If DM stocks indices continue climbing, EM will follow; nevertheless, a meaningful outperformance would be a surprise.



Source: Bloomberg; Erste Asset Management.

Bottom line: The fundamental backdrop remains positive for equities, at least in the first half of the year. Support is provided by buoyant global growth and a solid earnings outlook, but monetary policy normalization and the fact that growth will most likely peak sometimes during the year make it unlikely that 2018 will simply be a repeat of 2017 in terms of performance.

[\[1\]](https://www.mckinsey.com/business-functions/strategy-and-corporate-finance/our-insights/looking-behind-the-numbers-for-us-stock-indices) For example, recently a group of McKinsey scholars argued that the aggregate valuation of the S&P 500 is distorted because “Four megacap companies—Amazon, Facebook, Google (Alphabet), and Microsoft—together valued at more than \$2 trillion, account for 10 percent of the index and, as a group, trade at a PE ratio of 29. Excess cash among the remainder accounts for another \$1.2 trillion. (The S&P 500’s total market capitalization at the time of this writing in December was \$23.4 trillion.)”. Adjusting for these effects, according to the authors, lowers the S&P500’s earnings multiple to 16.9x, which looks pretty unexciting. <https://www.mckinsey.com/business-functions/strategy-and-corporate-finance/our-insights/looking-behind-the-numbers-for-us-stock-indices>

Legal note:

Prognoses are no reliable indicator for future performance.

Wichtige rechtliche Hinweise

Hierbei handelt es sich um eine Werbemitteilung. Sofern nicht anders angegeben, Datenquelle ERSTE-SPARINVEST Kapitalanlagegesellschaft m.b.H., Erste Asset Management GmbH, RINGTURM Kapitalanlagegesellschaft m.b.H. und ERSTE Immobilien Kapitalanlagegesellschaft m.b.H. Unsere Kommunikationssprachen sind Deutsch und Englisch.

Der Prospekt für OGAW-Fonds (sowie dessen allfällige Änderungen) wird entsprechend den Bestimmungen des InvFG 2011 idGF erstellt und im „Amtsblatt zur Wiener Zeitung“ veröffentlicht. Der vereinfachte Prospekt der ERSTE Immobilien Kapitalanlagegesellschaft m.b.H. wird entsprechend den Bestimmungen des ImmoInvFG 2003 idGF erstellt und im „Amtsblatt zur Wiener Zeitung“ veröffentlicht. Für die von der ERSTE-SPARINVEST Kapitalanlagegesellschaft m.b.H., Erste Asset Management GmbH, RINGTURM Kapitalanlagegesellschaft m.b.H. und ERSTE Immobilien Kapitalanlagegesellschaft m.b.H. verwalteten Alternative Investment Fonds (AIF) werden entsprechend den Bestimmungen des AIFMG iVm InvFG 2011 „Informationen für Anleger gemäß § 21 AIFMG“ erstellt.

Der Prospekt, die „Informationen für Anleger gemäß § 21 AIFMG“, der vereinfachte Prospekt sowie die Wesentliche Anlegerinformation/KID sind in der jeweils aktuell gültigen Fassung auf der Homepage www.erste-am.com bzw. www.ersteimmobilien.at abrufbar und stehen dem interessierten Anleger kostenlos am Sitz der jeweiligen Verwaltungsgesellschaft sowie am Sitz der jeweiligen Depotbank zur Verfügung. Das genaue Datum der jeweils letzten Veröffentlichung des Prospekts bzw. des vereinfachten Prospekts, die Sprachen, in denen die Wesentliche Anlegerinformation/KID erhältlich ist sowie allfällige weitere Abholstellen der Dokumente sind auf der Homepage www.erste-am.com bzw. www.ersteimmobilien.at ersichtlich.

Diese Unterlage dient als zusätzliche Information für unsere Anleger und basiert auf dem Wissensstand der mit der Erstellung betrauten Personen zum Redaktionsschluss. Unsere Analysen und Schlussfolgerungen sind genereller Natur und berücksichtigen nicht die individuellen Bedürfnisse unserer Anleger hinsichtlich des Ertrags, steuerlicher Situation oder Risikobereitschaft. Die Wertentwicklung der Vergangenheit lässt keine verlässlichen Rückschlüsse auf die zukünftige Entwicklung eines Fonds zu.

Da es sich hierbei um einen Blog handelt, werden die in den jeweiligen Einträgen angegebenen Daten und Fakten sowie Hinweise nicht aktualisiert. Diese entsprechen dem Redaktionsstand zum oben angeführten Datum. Die jeweils aktuellen Daten und Hinweise in Bezug auf Fonds entnehmen Sie bitte den Angaben unter dem Menüpunkt „Fondssuche“ auf www.erste-am.at.



Peter Szopo

Peter Szopo has worked as chief equity strategist at the Erste Asset Management since March 2015. Before he already worked as a consultant for equity fund management at Erste Asset Management for Central and Eastern European equity markets. From November 2009 to April 2013, he was head of the research department at Alfa Bank in Moscow.

After his research work at WIFO (Austrian Institute of Economic Research) from 1978 to 1990, he worked as a securities specialist in various management functions at internationally renowned investment banks. During this time he held the position of Head of Research at such institutions as Creditanstalt Investmentbank, UniCredit Bank Austria, Robert Fleming Securities, and at Bank Sal. Oppenheim.

Along with his analysis activities, he worked from 1997 to 2000 at Eastfund Management as the fund manager for Central and Eastern European equity.