

<http://blog.en.erste-am.com/2016/04/19/brexit-breakin-up-is-hard-to-do-part-iii/>

Brexit: Breakin' up is hard to do - Part III

Peter Szopo



© © Fotolia.de

What financial markets are telling us about Brexit

The UK's exit from the European Union – known as “Brexit” – [would be a major economic and political event](#) for the UK, Europa and the wider world. While Brexit is not the most likely outcome (see [the first blog in this series](#)), it is a real possibility, raising questions, how financial markets will respond. In this column we present some evidence on how Brexit fears have affected markets so far and our thoughts what we can expect going forward.

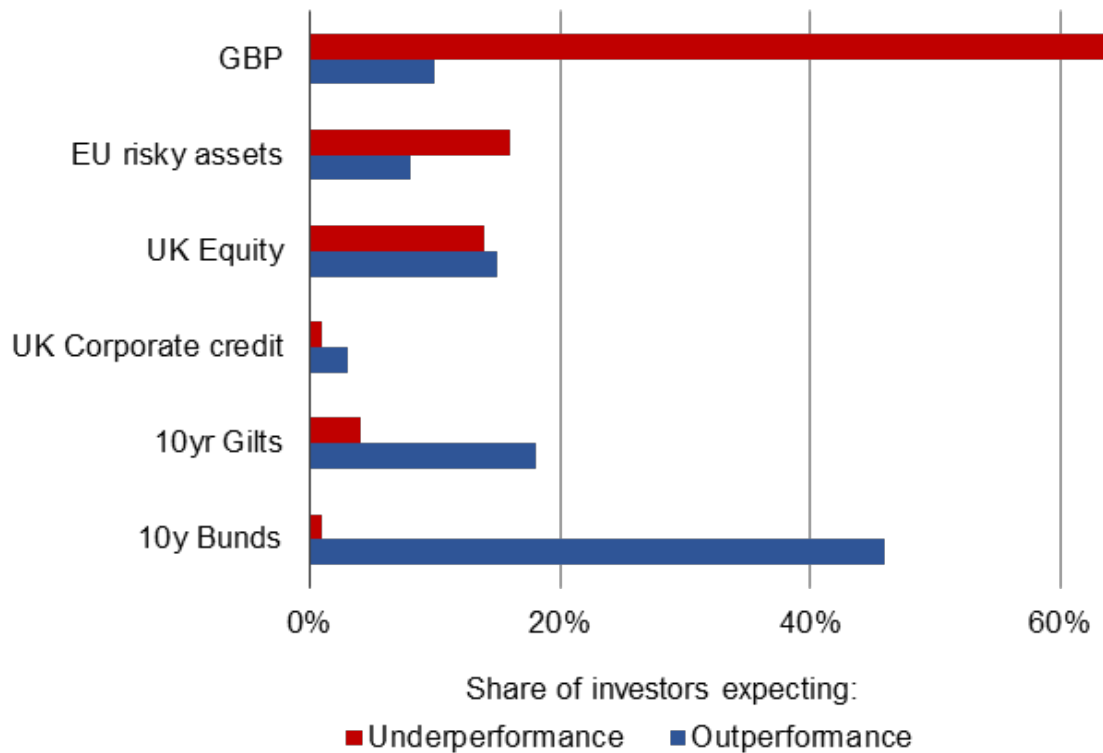
Which assets will be affected by Brexit?

The simple answer is: all – at various degrees. First in line are British assets, of course, followed by European assets, and then by the rest.

A regularly updated survey conducted by Barclays, a British bank, shows that the British Pound is the only asset that a massive majority (over 50%) of investors expects to suffer in case of Brexit. A smaller majority expects European risky assets to underperform, whereas the views on UK equity and corporate credit are broadly balanced.

The key (relative) winner is government debt, particularly in the form of German bunds, which traditionally enjoys safe haven status in a European context, but investors also believe that UK gilts will offer protection.

Brexit: What investors are expecting



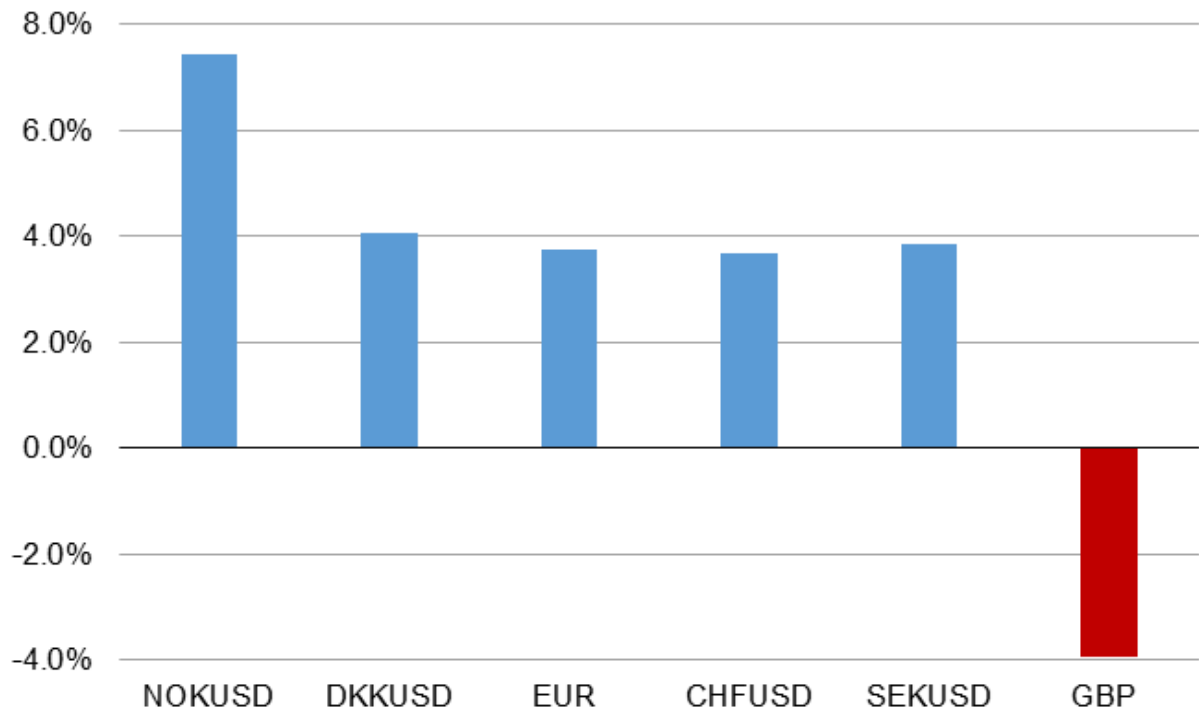
Source: Barclays UK Referendum Market Monitor Survey, Apr. 2016

However, it is almost certain that should Brexit happen, investors' concerns about Europe in general will rise and they will look beyond European assets in their investment decisions. Against a backdrop of elevated uncertainty, US dollar assets, like the currency itself, and US treasuries will likely outperform their European counterparts.

What are markets telling us?

So far, most of the action has taken place in currency markets. The British pound has lost more than 10% since mid-2015 against the US dollar and has been the weakest European currency year-to-date.

European FX against USD, ytd

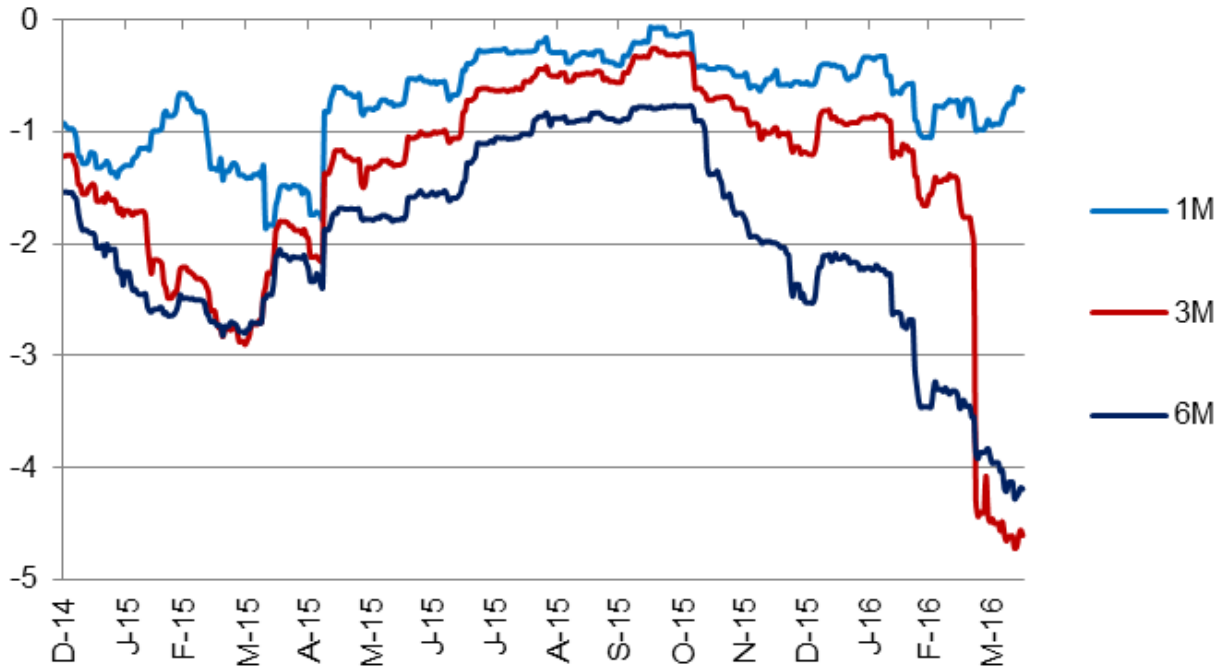


Source: Bloomberg; Erste Asset Management

That the GBP performance is mainly event-driven by investors' concerns about the outcome of the referendum can be clearly seen in the delta risk reversal of GBP/USD for various maturities. (The risk reversal is defined as the implied volatility for out-of-the-money call options minus the implied volatility for out-of-the-money put options on the base currency with the same delta, i.e. with the same sensitivity to the underlying spot rate).

Risk reversals across all maturities except those at the very short end gradually started moving further into negative territory in Q4 2015, as the Brexit-debate moved to the forefront. In February, when the June-date for the referendum was set, the decline of the six month maturity (which at this point already extended beyond this date) accelerated, whereas the one month and three month maturities remained stable. The latter dropped sharply on March 23, when it also became subject to the event-risk of a negative outcome of the referendum.

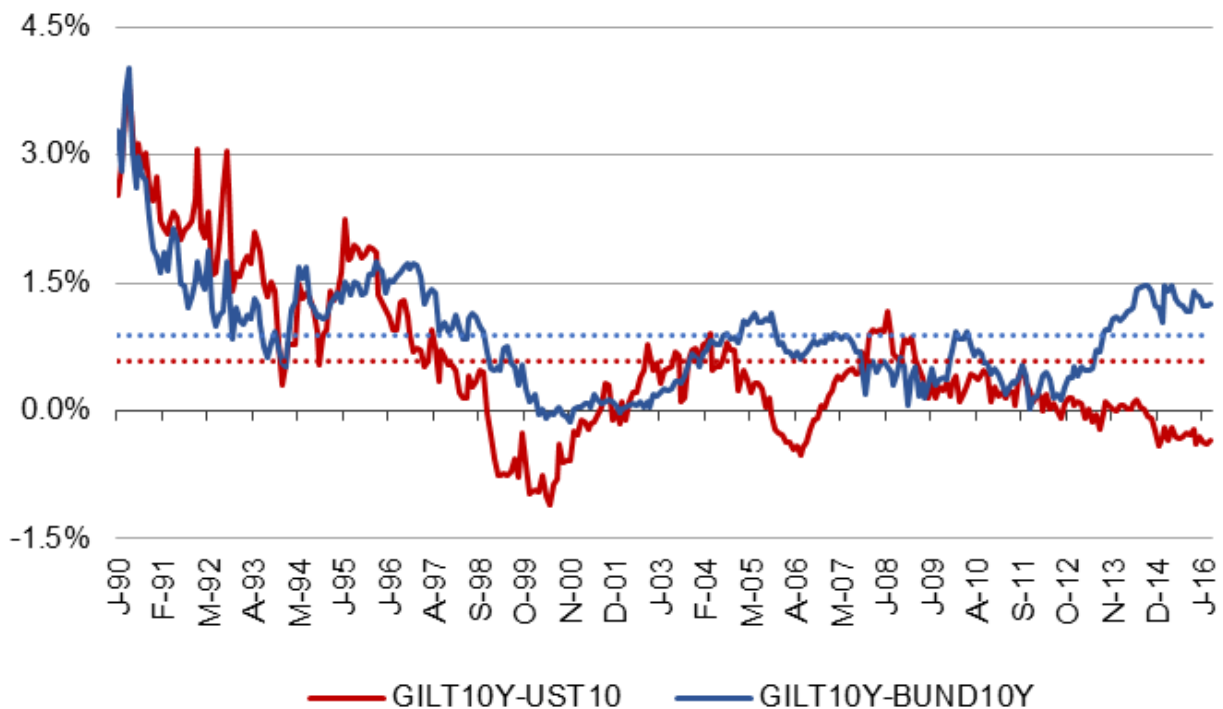
GBP/USD: Delta Risk Reversal



Source: Bloomberg; Erste Asset Management

In contrast, neither gilts nor equity markets have so far shown a strong reaction. While Pound Sterling has clearly reached crisis territory, the yield spread (ten years) of gilts to US treasuries has been negative, well below the historical average and lower than any time since 2006. Spreads to German bunds are above the long-term average, but the rise took place before the Brexit debate started. Since the second half of 2014, the spread remained fairly stable and have only widened moderately in recent weeks.

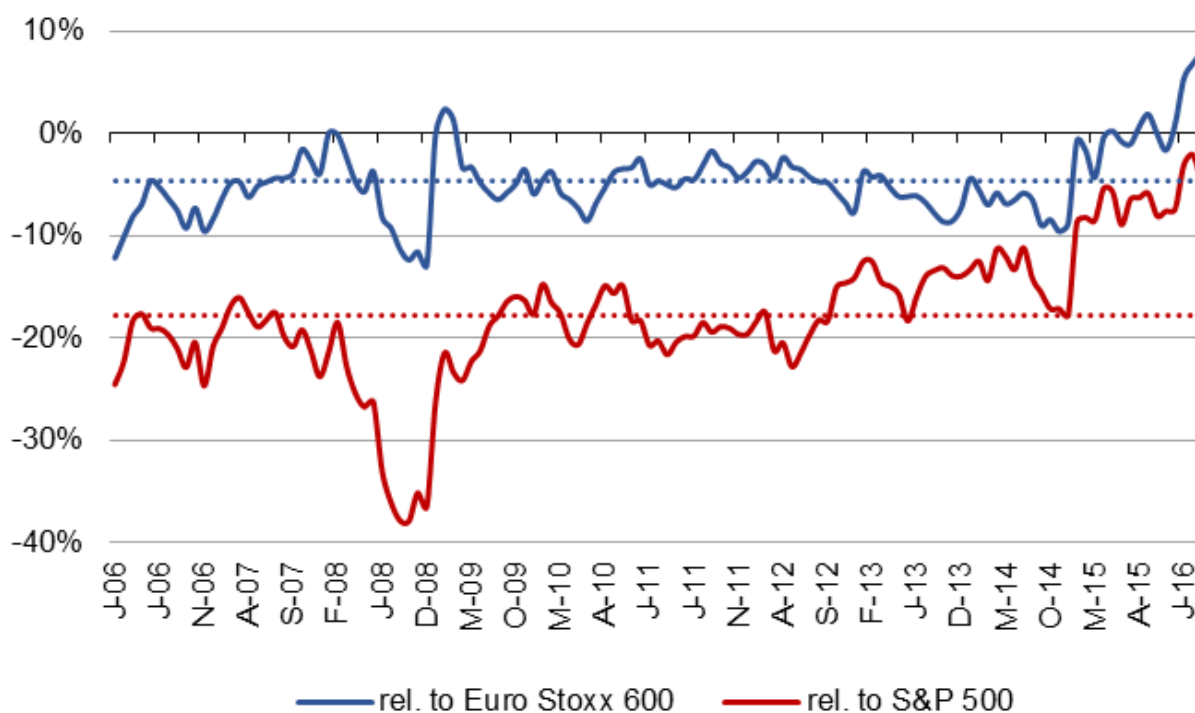
Gilts: Spreads (10y) vs. Treasuries and Bunds



Source: Bloomberg; Erste Asset Management

Also UK equities have not shown any real weakness relative to their peers. In recent weeks, UK indices lost relative to US equities, but at the same time they posted gains relative to continental European indices. The valuation discount of UK equities has been narrowing over the past 18 months, and relative to European peers they are even trading at a premium right now.

FTSE 350: PE rel to US, European stocks



Source: Bloomberg; Erste Asset Management

Bottom line: Investors seem to be hedging against the referendum outcome - or are taking a bet on it - via the currency market, but they seem surprisingly relaxed with regard to the longer-term impact of Brexit.

The downside of the British pound in case of Brexit

Following months of weakness, the Pound Sterling is now trading against the dollar at levels that occurred only three times in the past 25 years. The downside against the low in the mid-80s (c.1.05), however, is still 25%.

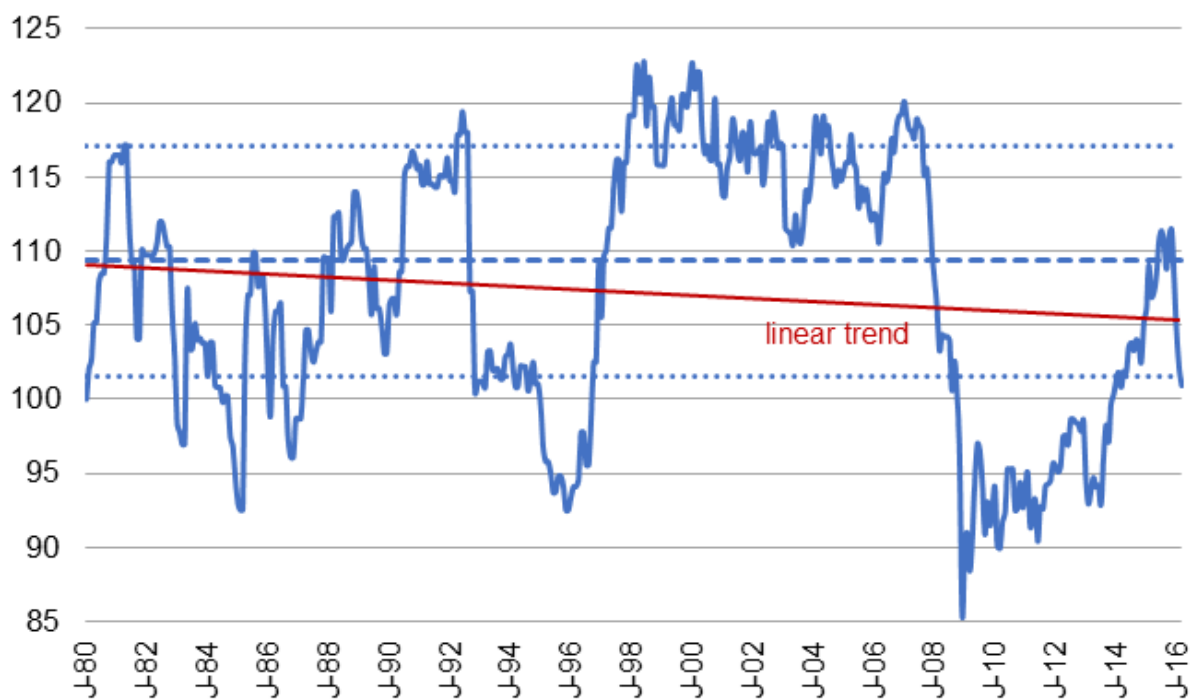
GBP/USD since 1980



Source: Bloomberg; Erste Asset Management

Also looking at the real exchange rate suggests that there is more downside. The current level is about 8% below its long-term average, but only 4% below its trend value. Relative to its lows during the past financial crisis, however, there is still a downside of 12-15%

GBP: Real effective exchange rate (1980=100)



Source: Bloomberg; Barclays; Erste Asset Management

Another approach to the currency issue is viewing the current Pound rate as the weighted average of what the market believes the rate will be in case of Brexit and in case of Bremain. An immediate implication of this approach is that, assuming that the rate will strongly rebound in case of the UK will stay in the EU, the current rate implies a significant downside in case

of Brexit. How massive is difficult to say, since we are dealing with an equation in four variables (current rate, rates in case of Brexit and Bremain, and the probability of Brexit) of which only one is known – which leaves a lot of room for speculative projections. Nevertheless, the relation helps to get a feeling for the Pound’s sensitivities.

Assuming, for example, that the market believed that in case “stay in the EU” is winning, the Pound is climbing back to its long-term average rate of 1.65 to the dollar, and also assuming a Brexit-probability of 40% (somewhere in the middle between what polls and what betting odds are saying), implies that the Pound would drop to below 1.07 in case of Brexit. However, it is worth pointing out – following Anatole Kaletsky, who recently performed a similar analysis (“The Case For Sterling”, Gavekal Research, April 4) – that below 1.10 to the US dollar, Pound Sterling would be the world’s cheapest currency and “also significantly cheaper than at any time since the breakup of Bretton Woods”.

GBP to USD: Brexit-Scenarios

| GBP Bremain | Probability of Brexit | | |
|----------------|-----------------------|-------|-------|
| | 33% | 40% | 50% |
| | Brexit-implied GBP | | |
| 1.65 | 0.945 | 1.068 | 1.185 |
| 1.60 | 1.046 | 1.143 | 1.235 |
| 1.50 | 1.249 | 1.293 | 1.335 |

Source: Erste Asset Management

To sum it up: There is strong evidence that the performance of the British currency in recent months has been mostly driven by fears related to the outcome of the referendum. The weakness of the Pound Sterling at a time when Brexit is still just a remote possibility implies that in case it turned into reality, we would see a further significant correction. Against this backdrop, the muted response of equity markets is a bit puzzling. It would be surprising if the volatility of UK and European stock markets would not increase in the run-up to the referendum – which is the topic of our next and last blog in this series.

Wichtige rechtliche Hinweise

Hierbei handelt es sich um eine Werbemitteilung. Sofern nicht anders angegeben, Datenquelle ERSTE-SPARINVEST Kapitalanlagegesellschaft m.b.H., Erste Asset Management GmbH, RINGTURM Kapitalanlagegesellschaft m.b.H. und ERSTE Immobilien Kapitalanlagegesellschaft m.b.H. Unsere Kommunikationssprachen sind Deutsch und Englisch.

Der Prospekt für OGAW-Fonds (sowie dessen allfällige Änderungen) wird entsprechend den Bestimmungen des InvFG 2011 idGF erstellt und im „Amtsblatt zur Wiener Zeitung“ veröffentlicht. Der vereinfachte Prospekt der ERSTE Immobilien Kapitalanlagegesellschaft m.b.H. wird entsprechend den Bestimmungen des ImmoInvFG 2003 idjF erstellt und im „Amtsblatt zur Wiener Zeitung“ veröffentlicht. Für die von der ERSTE-SPARINVEST Kapitalanlagegesellschaft m.b.H., Erste Asset Management GmbH, RINGTURM Kapitalanlagegesellschaft m.b.H. und ERSTE Immobilien Kapitalanlagegesellschaft m.b.H. verwalteten Alternative Investment Fonds (AIF) werden entsprechend den Bestimmungen des AIFMG iVm InvFG 2011 „Informationen für Anleger gemäß § 21 AIFMG“ erstellt.

Der Prospekt, die „Informationen für Anleger gemäß § 21 AIFMG“, der vereinfachte Prospekt sowie die Wesentliche Anlegerinformation/KID sind in der jeweils aktuell gültigen Fassung auf der Homepage www.erste-am.com bzw. www.ersteimmobilien.at abrufbar und stehen dem interessierten Anleger kostenlos am Sitz der jeweiligen Verwaltungsgesellschaft sowie am Sitz der jeweiligen Depotbank zur Verfügung. Das genaue Datum der jeweils letzten Veröffentlichung des Prospekts bzw. des vereinfachten Prospekts, die Sprachen, in denen die Wesentliche Anlegerinformation/KID erhältlich ist sowie allfällige weitere Abholstellen der Dokumente sind auf der Homepage www.erste-am.com bzw. www.ersteimmobilien.at ersichtlich.

Diese Unterlage dient als zusätzliche Information für unsere Anleger und basiert auf dem Wissensstand der mit der Erstellung betrauten Personen zum Redaktionsschluss. Unsere Analysen und Schlussfolgerungen sind genereller Natur und berücksichtigen nicht die individuellen Bedürfnisse unserer Anleger hinsichtlich des Ertrags, steuerlicher Situation oder Risikobereitschaft. Die Wertentwicklung der Vergangenheit lässt keine verlässlichen Rückschlüsse auf die zukünftige Entwicklung eines Fonds zu.

Da es sich hierbei um einen Blog handelt, werden die in den jeweiligen Einträgen angegebenen Daten und Fakten sowie Hinweise nicht aktualisiert. Diese entsprechen dem Redaktionsstand zum oben angeführten Datum. Die jeweils aktuellen Daten und Hinweise in Bezug auf Fonds entnehmen Sie bitte den Angaben unter dem Menüpunkt „Fondssuche“ auf www.erste-am.at.



Peter Szopo

Peter Szopo has worked as chief equity strategist at the Erste Asset Management since March 2015. Before he already worked as a consultant for equity fund management at Erste Asset Management for Central and Eastern European equity markets. From November 2009 to April 2013, he was head of the research department at Alfa Bank in Moscow.

After his research work at WIFO (Austrian Institute of Economic Research) from 1978 to 1990, he worked as a securities specialist in various management functions at internationally renowned investment banks. During this time he held the position of Head of Research at such institutions as Creditanstalt Investmentbank, UniCredit Bank Austria, Robert Fleming Securities, and at Bank Sal. Oppenheim.

Along with his analysis activities, he worked from 1997 to 2000 at Eastfund Management as the fund manager for Central and Eastern European equity.